



Learning Intention: To gather information from what we read.

Read the book [Bikes](#). Inside it, you will find a lot of non-fiction or true facts and information. Using the information you read, to complete these activities.

Take a photo of your bike or a bike in your bubble and upload it to Seesaw, using the T (text box option) label the different parts of the bike.

spokes

wheels

tyres

frame

brakes

pedal

seat

handlebars

Does your bike have anything different to the bike in the book?



Upload the photo of your bike and then label it on seesaw.




Learning Intention: To gather information from what we read.

Bike safety and bike care are very important parts of owning a bike.

Using the information in the book *Bikes*.

Make a poster or a video teaching others how to be safe on their bike, and how to care for their bike.


Share your poster or video on Seesaw.



Success Criteria

Your poster will need to be :

- Clear
- Organised / neat
- Bold
- Colourful
- Eye catching
- Interesting
- Informative






Learning Intention: To gather information from what we read.

Read the story or listen to the audiobook [Olympic Insects](#).

To read the story independently, just shut off your audio. To listen to the story being read, turn your audio on.

Click and open this page of multi-choice questions on Seesaw. Have a go, see if you can remember the answers.

[Seesaw link](#)





Learning Intention: To gather information from what we read.

Bugs are interesting critters and can be found in the most unusual places.


Your mission is to go on a bug hunt in your own backyard, take pictures and record how many of each kind of insect you find.

Here is a [bug site](#) to help you identify insects found in NZ.


Create a table.

List the name of the insect that you found, and the total number that you found.

Share your table and photos to Seesaw.



Type of insects	Number of each insect
Earwig	5
Slug	7
Click beetle	4





Learning Intention: To find and keep track of ideas and information in longer texts.

Cats are one of the most popular pets around the world.

Read the article Cats. Who needs them, and discover the two sides of these furry creatures.

When you have finished reading, answer the questions on Seesaw to demonstrate your understanding of the article.

Seesaw Activity

CATS
WHO NEEDS THEM?
by Anne Thomas

The debate is on. Is one of our most popular pets really a cruel killer?

Hello, kitty!

You've just got your new kitten. She's fluffy and very cute, and you fall in love with her right away. Then you discover that she has sharp claws and even sharper teeth. Sometimes she scratches and bites you when you play with her.

One day, she brings her first dead bird into the house. She's really proud, but you're not. You start to see that there might be two sides to your cute new friend.

26



Learning Intention: To find and keep track of ideas and information in longer texts.

Cats are interesting creatures

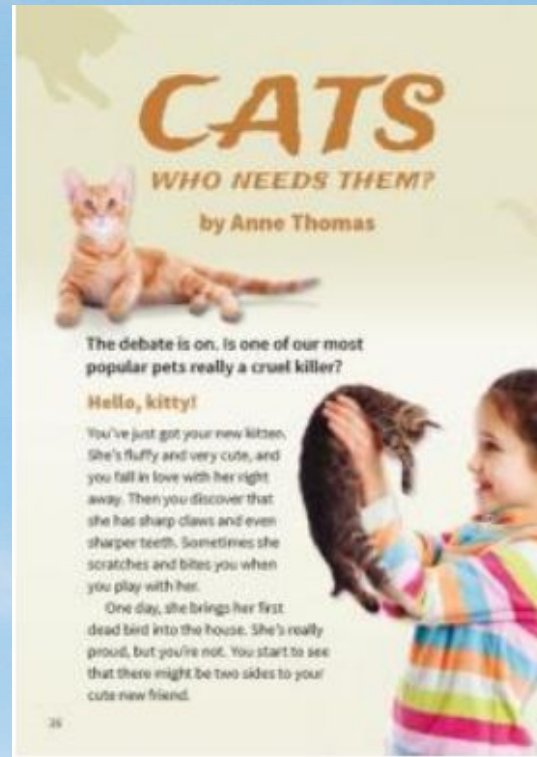
Option One

Create a day in the life of a cat - take photos of things your cat does throughout the day and make a funny photo montage (The production of rapid succession of images in a motion picture) and share it with us.

Option Two

Using your clothes from the washing, make a picture of a cat using different types of clothing. Think about colours, shapes, twirling, twisting and texture when choosing your items of clothing.

When you are finished upload your masterpieces to Seesaw.





Learning Intention: To find and keep track of ideas and information in longer texts.

Score is an article explaining rugby league.

Read the article and explore the interesting world of Rugby League.

Once you have finished reading the story, make a poster to advertise the rules to Rugby League.

Reword the rules to make them shorter if possible. Display them in an interesting way, whether online or on paper, include props used in the game, make a great attention grabbing title.

Upload and share your finished poster to Seesaw.



Success Criteria

Your poster will need to be

- Clear -easy to read and understand
- Organised / neat
- Colourful / Eye catching - stands out
- Informative - has information about your topic.



Learning Intention: to find and keep track of ideas and information in longer texts.

After teaching your family the rules of Rugby League, get out and have a game with your family, modify the rules to suit your family.

Might not have a rugby ball, adapt the game to change that.

Might not have enough players, change the rules for this.

Might have younger people in your family so adapt the rules to consider them.

You have the power to adapt the game , so it works for you and your family.

Upload a photo of your family playing your game and share the changes you made to make it work with your family.

Can't wait to see what you come up with.

SCORE!

by Bronwen Wall

"Go, Tiana!"

Tiana tucks the ball under her arm and races up the field. It's three tackles down - there's only one more play left in this set. The other team is waiting for her. Where can she go? Two players try to grab her, but Tiana dodges between them. Suddenly, the field ahead is empty. Can she reach the goal line before they catch her? Run, Tiana, run!





Reading - Level 21-25 Extension

Learning Intention: find, summarise and evaluate texts

You will be researching a topic related to Ancient Greece. It is your task to gather information to teach your classmates about your chosen topic.

Find 5-10 important facts relating to your topic and create a visual display to go along with your topic. Could be a poster, a video, something digital, scratch animation, musical piece, or even a drama show.

Using this site [bbc](#)

Rewrite the facts in your own words.

Share your finished project with us on Seesaw or share with us on Google



Ancient Greece

Begin discovering ancient Greece

Topics

Who were the Geeks?

How did the Olympic Games start?

Family life in Ancient Greece.

Greek gods and heroes.

Greek war

Ancient Greek culture

How the Greeks changed the world

Success Criteria

- Organised (headings, colours - how you displayed your information)
- Use pictures/images/ or sound
- Answers the 5Ws (what, where, when, Why, how)
- Information is non-fiction (not made up) and written in your own words.
- It is neat and in paragraphs.
- Includes titles for each section.



Learning Intention: to find and keep track of ideas and information in longer texts.

Read *Born to Run*, this article explores the life and training of the New Zealand runner Arthur Lydiard. While you are reading, compare his life to that of your own.

Find 10 different and interesting world records that have been broken or set by New Zealanders in any area. Find 5 bizarre/weird world records.

[New Zealand athlete world record holders](#)
[World record website.](#)

Share your findings with us on Seesaw. Add some photos of your bizarre records.



BORN TO RUN

BY LUCY CORRY

Arthur Lydiard believed that anyone could be a great athlete. "There are champions everywhere," he said. "Every street's got them. All we need to do is train them properly." When it came to coaching, Lydiard wasn't afraid to do things differently. And even though his approach was unique, his runners consistently set new records and won Olympic gold.

A MARATHON BEFORE BREAKFAST

Arthur Lydiard was born in Auckland in 1917. He left school early so he could work to support his family, and while he enjoyed athletics, his real passion was rugby. Because he played sport and he was only twenty-eight, Lydiard had assumed he was fit. Then one day, he went on an 8-kilometre run with a friend. Lydiard said the run nearly killed him. "My pulse rate rose rapidly. I blew hard and gasped for air. My lungs and throat felt like they had been scorched. My legs were like rubber." Clearly this was not good.



Learning Intention: to find and keep track of ideas and information in longer texts.

Design a training schedule for an athlete for a week.

What does it look like? What things would you need to include?

Using the [Te Whare Tapa Whā](#) model think about all the things an athlete needs to be at their peak health.

They need rest days, and sleep, support from others, physical training and good food to support their training.

Display it in any format you like as long as it is clear and easy to follow.

Share your schedule on Seesaw or share it on Google Docs/Slides.



BORN TO RUN

BY LUCY CARRY

Arthur Lydiard believed that anyone could be a great athlete. "There are champions everywhere," he said. "Every street's got them. All we need to do is train them properly." When it came to coaching, Lydiard wasn't afraid to do things differently. And even though his approach was unique, his runners consistently set new records and won Olympic gold.

A MARATHON BEFORE BREAKFAST

Arthur Lydiard was born in Auckland in 1907. He left school early so he could work to support his family, and while he enjoyed athletics, his real passion was rugby. Because he played sport and he was only twenty-eight, Lydiard had assumed he was fit. Then one day, he went on an 8-kilometre run with a friend. Lydiard said the run nearly killed him. "My pulse rate rose rapidly. I blew hard and gasped for air. My lungs and throat felt like they had been scorched. My legs were like rubber." Clearly this was not good.



Learning Intention: find, summarise and evaluate texts

You will be researching a topic related to Ancient Greece. It is your task to gather information so you can teach your classmates about your chosen topic. Find 10-15 important facts relating to your topic and create a visual display to go along with your topic. Could be a poster, a video, digital, scratch, music, or drama based visual.

Here are some useful ideas to choose from; Architecture, Theater, Olympic Games, Children, Food, Festivals, Gods/Goddesses, Role of Women, Houses, Ships, Inventions, Medicine, The Parthenon, Alphabet, Art, Minoans Weapons/Army, Toy, Clothing/Fashion, Travel/Trade, Science, Pottery or any other topic you come across that interests you.

Next slide has some useful websites you might want to use.



Ancient Greece
Begin discovering
ancient Greece

Success Criteria

- Organised (headings, colours - how you displayed your information)
- Uses pictures/images/ or sounds
- Information is non-fiction (not made up) and written in your own words.
- It is neat and in paragraphs.
- Includes titles for each section.
- Includes 10-15 facts written in your own words.
- Answers the 5Ws (what, where, when, Why, how)



Learning Intention: find, summarise and evaluate texts

<https://www.historyforkids.net/ancient-greece.html>

<https://www.natgeokids.com/uk/discover/history/greece/10-facts-about-the-ancient-greeks/>

<https://www.mysteriesintime.co.uk/ancient-greece-for-kids>

<https://www.bbc.co.uk/bitesize/topics/z87tn39>

<https://www.history.com/search?q=ancient%20greece>

Feel free to use Google and find other sites. Just remember to rewrite the facts in your own words. Remember, this normally makes it shorter and to the point.

Share your final presentation with us on Google or seesaw.

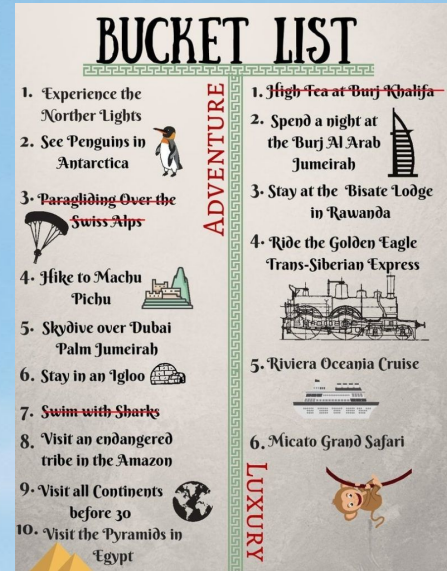


Reading challenge

Learning Intention:

Think of a character from a story you have read or are reading and create a top 10 Bucket List

- ▶ What do you think is the greatest thing the character could achieve in life?
- ▶ Where in the world would the character want to travel?
- ▶ What famous people would the character want to meet?
- ▶ What is the ultimate expression of the character's talents?
- ▶ If the character wrote a book, what would it be about?
- ▶ What farfetched kinds of experiences could you see this character having?



Extra Challenge: Include why you feel they would want to get these things.