



# Reading Level 1-3 - Page 1

**Learning Intention: Reading for meaning - read to find information and understand texts.**

## Choose your challenge

Listen to the story, answer the questions and then do the activity. Share this with your classroom teacher by taking a photo or uploading your document on seesaw. Otherwise just bring it back to school with you.

For the **books**, click on the link, then click on the text.



Scroll through the pages on the slide show to find more reading levels and activities.

Read as many books as you can keeping a journal on how you found each book. (This can be done in your reading log in your Homelink folder).

Listen to some stories by and activities demonstrated by our amazing Wairakei Teachers.

[Mrs Ross Adjectives Video](#)

[Mrs Foley's Scavenger Hunt](#)

[Mrs Jackson reading "Chirpy Charlie's Teeth"](#)





**Learning Intention: Reading for meaning - read to find information and understand texts.**

## [A house in a tree](#)

Click the link above to go to Starfall and read the book. At the top of each page there is an ear, click this to listen to the page being read.

***Design a treehouse that you would love to have in your backyard.***

### **Things to think about**

- What materials would you make your treehouse with?
- What would it look like - how could you camouflage your treehouse?
- How many rooms would it have and what would you use them for?
- What club could you host in your treehouse?

Share a picture of your design on Seesaw.

Use the record function to talk about your design and show us its special features.





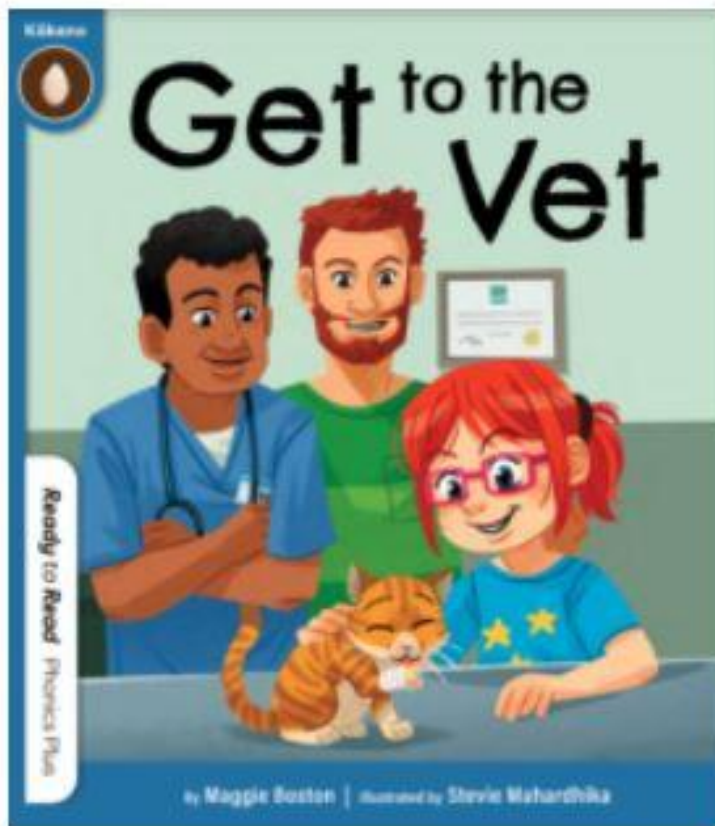
**Learning Intention: Reading for meaning - read to find information and understand texts.**

## Get to the Vet

### Answer these questions

- What do you think Nat the cat cut his leg on?
- How did the children feel when the cat hurt himself?
- What is a job and why do you think the cat needed a job?

**Activity** - *Use the record mode to share a story with your teacher on Seesaw, about a time your pet might have gone to a vet. Talk about the work a vet does to help animals.*






**Learning Intention: Reading for meaning - read to find information and understand texts.**

## Level 2 Read [Crocodile's Christmas Jandals.](#)

### Answer these questions

- Who gave Crocodile the Christmas jandals?
- How did Crocodile feel when he wore his jandals?
- Complete this sentence - "Crocodiles pranced and ..... on the salty sand."
- What happened to Crocodile's jandals when the tide came in?
- Where did Crocodile find his missing jandal?

**Activity** - design your own pair of jandals to wear at the beach. Draw a picture then decorate with your favourite things.







**Learning Intention: Reading for meaning - read to find information and understand texts.**


## Will they float

### **Answer these questions**

- Use a table to record which objects float and which sink in the story?
- What will you see if the object floats - where will it stay?
- Explain why you think the toy boat floated but not the car. What is different about them?

### **Activity**

Conduct your own floating and sinking experiment at home with someone in your family. Design a table to record what you discovered. For those things that floated what was the same about them?





**Learning Intention: Reading for meaning - read to find information and understand texts.**


Read [Best Mates](#)

## Answer these questions

- What sports team are Mana and Jackson in together?
- What does the saying “he my brother from another mother” and “scrag” mean?
- Explain how a hangi is cooked?
- Who did they pick up from the bus stop?
- How would you feel if you got a new baby brother or sister in your family?

**Activity** - draw pictures and write instructions to describe how a hangi is prepared.

Remember to use the words first, next, then and finally to order these instructions.



“Berrriinnnggg”

Lunchtime. I sit next to Jackson. We sit in pretty much the same spot every day. He's my best mate – we're in the same class, the same swimming group, the same rugby team, and the same cricket team. We like the same stuff. Mum says he's my brother from another mother.

Jackson buzzes when he sees my lunchbox. “Whoa, Mana, what's that?” he says.

“Hangi,” I reply. “What have you got?”

“Jam sandwiches.”

“Want some of mine?” I ask.

“Yeah!”

“Bad luck!” I laugh. “You know the rules about swapping food.”

“That's OK,” he says. “Jam is sweeter than hangi anyway.”




**Learning Intention: Reading for meaning - read to find information and understand texts.**

Read [Blue Eggs](#)

**Answer these questions**

- How many eggs do Song Thrushes' lay at a time?
- What is the group of eggs in the nest called?
- How long does it take for the female bird to build the nest and what is it made of? Draw and label the nest.
- Explain the meaning of "incubate," "hatch" and "down."
- Complete the sentence - "The chicks leave the nest when they are ..... days old."
- Describe how the song thrush came to New Zealand.
- Explain why some people consider this bird to be a problem.

*Look in your garden to see if you can find any birds nests. Take a photo and share on Seesaw.*



**Activity** - A song thrush is an omnivore. Draw pictures to show all the different kinds of food these birds eat. Label each thing the bird eats.




**Learning Intention: Reading for information. Presenting information to others using a poster.**

## Ten Terrific Tiger Facts

### Consider the following questions

1. Are tigers the biggest cats in the world? How heavy and long can they grow to?
2. Tigers are carnivores - what does this mean? What kind of meat do tigers eat?
3. When do tigers usually hunt. Do they hunt in groups?
4. Do tigers like water?
5. How far away can a tiger's roar be heard from?
6. Complete the following sentence: "At full speed, tigers can reach up to ..."
7. How long have tigers lived on earth - how do we know this?
8. Name the five subspecies of tigers.

**Activity** - create a poster to share all the amazing facts you discovered including what they look like (labelled description), where they live (habitat) and what they eat.




Look at the next page for my Tiger Poster example





**Learning Intention: Reading for information. Presenting information to others using a poster.**



## TIGERS - Description

A tiger has orange fur with black stripes. It is the biggest of the wild cats and can weigh up to 363 kgs. It has sharp claws and strong legs to help it run fast.



**Habitat** - Tigers can live in a range of places including swamps, grasslands, and rainforests. They live in many countries like Russian, North Korea, China, India, and Southwest Asia and on the Indonesian island of Sumatra.



**What they Eat** - Tigers are carnivores - meat eaters so they mainly feed on deer, wild pigs, antelope and buffalo. They hunt alone at night.



**Fun Facts** - Tigers are the biggest cat - 3.3m long. Tigers like water and they run up to 65 km per hour. Skeletons show they have been on earth for 2 million years. Their roar can be heard from 3 kilometers away.



**Types of tigers** - There are 5 types of tiger still alive. These are the Bengal tiger, South China tiger, Indochinese tiger, Sumatran tiger and Amur tiger (also known as Siberian tiger).





## Name the food

For each letter of the alphabet see if you can name a food item.

A  
B  
C  
D  
E  
F  
G  
H  
I  
J  
K  
L  
M



N  
O  
P  
Q  
R  
S  
T  
U  
V  
W  
X  
Y  
Z

